



■ Features :

- 12V or 24V DC input
- Power ON-OFF switch
- Input voltage range: -15% ~ +25%
- Output voltage regulation: ±10%
- Protections: Bat. Low alarm/Bat. Low shutdown/Over voltage/Over temp./Output short/Input polarity reverse/Over load.
- Output waveform: Modified sine wave
- Topology: Microprocessor
- Approvals: e13/ CE



SPECIFICATION

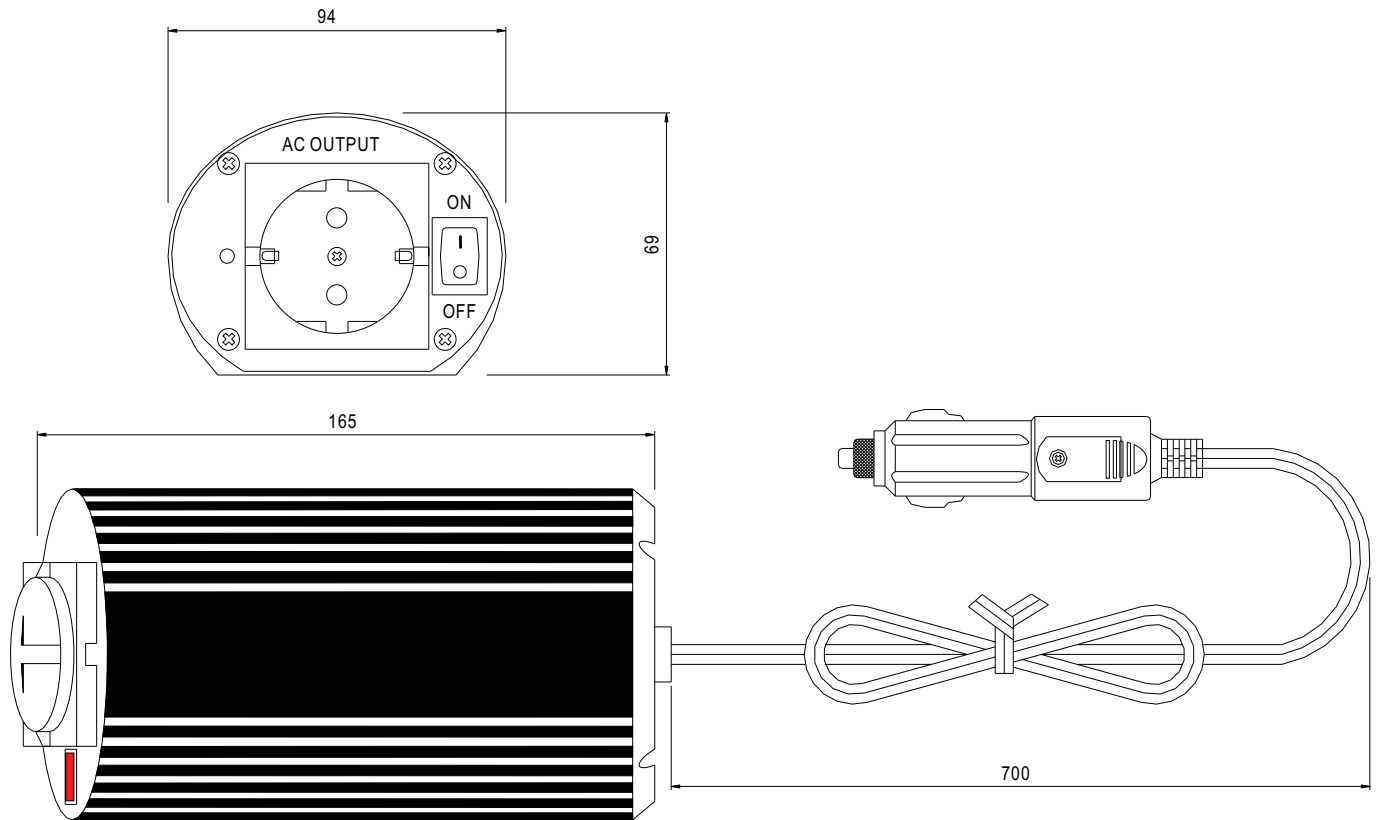
ORDER NO.	A301-150-F3	A302-150-F3	
OUTPUT	SAFETY MODEL NO.	A-300-150W	A-300-150W
	AC VOLTAGE	230V	230V
	RATED POWER	150W	150W
	SURGE POWER	300W	300W
	WAVEFORM	Modified Sine Wave	Modified sine wave
	FREQUENCY	50Hz±1%	50Hz±1%
	AC REGULATION	±10%	±10%
	STANDARD RECEPTACLES	TYPE-3* 1ea	TYPE-3* 1ea
LED INDICATOR	Dual-color indicators display for power on / failure status		
INPUT	DC CURRENT	15A	10A
	NO LOAD CURRENT DRAW	0.25A	0.2A
	DC VOLTAGE	12V	24V
	VOLTAGE RANGE	10 ~ 15VDC	21 ~ 30VDC
	EFFICIENCY (Typ.)	78%	82%
	DC CONNECTOR	700mm Cigarette plug*1ea	700mm Cigarette plug*1ea
	FUSE	15A* 1ea	10A* 1ea
PROTECTION	BAT. LOW ALARM	10±0.5V	20.5±1V
	BAT. LOW SHUTDOWN	9.5±0.5V	19.5±1V
	OVER VOLTAGE	15 ~ 17V	30 ~ 32V
	OVER TEMPERATURE	60±5°C / 140±9°F	
	OUTPUT SHORT	Shut-off	
	BAT. POLARITY	By fuse open	
ENVIRONMENT	WORKING TEMP.	0 ~ +30°C @ 100% load, 40°C @ 50% load	
	WORKING HUMIDITY	20% ~ 90% RH non-condensing	
	STORAGE TEMP., HUMIDITY	-30 ~ +70°C / -22 ~ +158°F, 10 ~ 95% RH	
	TEMP. COEFFICIENT	±0.05% / °C (0 ~ 50°C)	
SAFETY & EMC	ISOLATION RESISTANCE	I/P-O/P:100M Ohms min./ 500VDC / 25°C / 70% RH	
	EMI CONDUCTION & RADIATION	Compliance to EN55022 class B, 72/ 245/ CEE, 95/ 54/ CE	
	EMS IMMUNITY	Compliance to EN61000-4-2,3	
	LVD	Compliance to EN60950	
OTHERS	MTBF	200Khrs min. MIL-HDBK-217F (25°C)	
	DIMENSION	165*94*69mm (L*W*H)	
	PACKING	0.8Kg ; 20pcs / 15Kg / CARTON	
	COOLING	By air convection	
	APPLICATIONS	Home appliance, Power tools, Office and Portable equipment and Vehicle ...etc.	

■ AC Output Receptacles (optional)

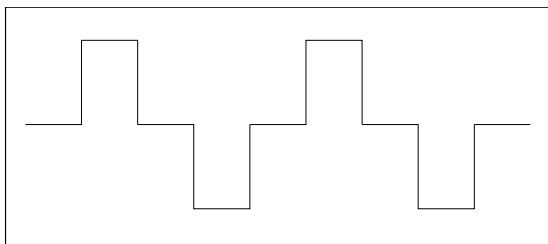
TYPE-1	TYPE-2	TYPE-3	TYPE-4	TYPE-5	TYPE-6
JAPAN	USA	EUROPE	UNIVERSAL	AUSTRALIA	U.K

Mechanical Specification

Unit:mm



AC Waveform Modified Sine Wave

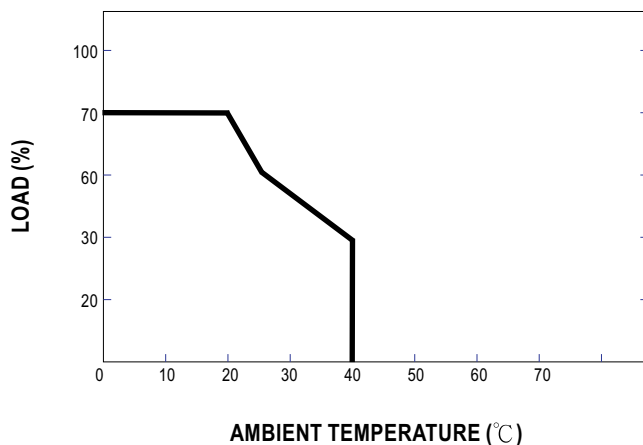


CAUTION

Always place the inverter in an environment which is:

- (A) Well ventilated
- (B) Not exposed to direct sunlight or heat source
- (C) Out of reach from children
- (D) Away from water/moisture oil or grease
- (E) Away from any flammable substance

Derating Curve



Output Loading & Duty

