

DR-30 Series

30W Single Output Industrial DIN Rail Power Supply



Case No: 8015FQ
78 x 93 x 56 mm

Features

- Universal AC input/ Full range
- Protections: Short Circuit/Overload/ Over Voltage
- Cooling by free air convection
- Can be installed on DIN rail TS-35/7.5 or 15
- Isolation class 2
- LED indicator for power on
- No load power consumption <0.5W
- 100% full load burn-in test



Specification

INPUT	Voltage	85V ~ 264VAC universal full range or 120V ~ 370VDC.			
	Frequency	47 ----- 63 Hz			
	Current	<0.88A@115VAC; 0.48A@230VAC input, full load			
	Inrush Current	<15A@115V , <30A@230VAC input, Cold start at 25°C ambient			
OUTPUT	MODEL No.	DR-30-5	DR-30-12	DR-30-15	DR-30-24
	Voltage	5V	12V	15V	24V
	Min Load	0A	0A	0A	0A
	Max Load	3A	2A	2A	1.5A
	Output Tolerance	± 2%	± 1%	± 1%	± 1%
	Line Regulation	± 1%	± 1%	± 1%	± 1%
	Load Regulation	± 1%	± 1%	± 1%	± 1%
	Ripple Noise MAX.	80mV	120mV	120mV	150mV
	Efficiency (TYP.)	74%	81%	82%	83%
	Power	15W	24W	30W	36W
PROTECTION	Over Voltage	5.75~6.75V	13.8~16.2V	17.25~20.25V	27.6~32.4V
		Shutdown o/p voltage, re-power on to recover			
ELEC. CHAR.	Over Load & Short Circuit	105~160% rated output power; Constant current limiting, recovers automatically after fault condition is removed			
	Rise Time	<30mS@ 115~230VAC at full load			
	Hold up Time	>100mS@ 230VAC; 21mS@115VAC at full load			
ENVIRONMENT	Setup Time	<0.1 Sec @ 115~230VAC			
	Temperature	Operating: -20 ~ +60°C ; Storage: -40~ +85°C			
SAFETY	Humidity	Operating: 20% ~ 90% RH; Storage: 10% ~ 95% RH (non condensing)			
	Withstand Voltage	I/P-O/P:3KVAC, I/P-FG:1.5KVAC, O/P-FG:0.5KVAC, 1minute			
	Isolation Resistance	I/P-O/P, I/P-FG, O/P-FG 100MΩ/500VDC			
	Safety Standard	UL60950-1; TUV EN60950-1 Approved design refers to EN50178			
EMC	EMI	EN55022; EN55011, EN61204-3 Class B, EN61000-3-2,3			
	EMS	EN61000-4-2,3,4,5,6,8,11; EN55024; EN61000-6-2; EN61204-3			
OTHERS	Cooling	Natural cooling			
	M.T.B.F.	441.5K hrs min. MIL-HDBK-217F (°C)			
	Packing	0.27Kg; 48pcs/14Kg/1.02 CUFT			

1 All parameters not specially mentioned are measured at 230VAC input, rated load and 25°C of ambient temperature

2 Ripple & noise are measured at 20MHz of bandwidth by using a 12" twisted pair-wire terminates with a 0.1uF & 47uF parallel capacitor

3 Tolerance: Includes set up tolerance, line regulation and load regulation

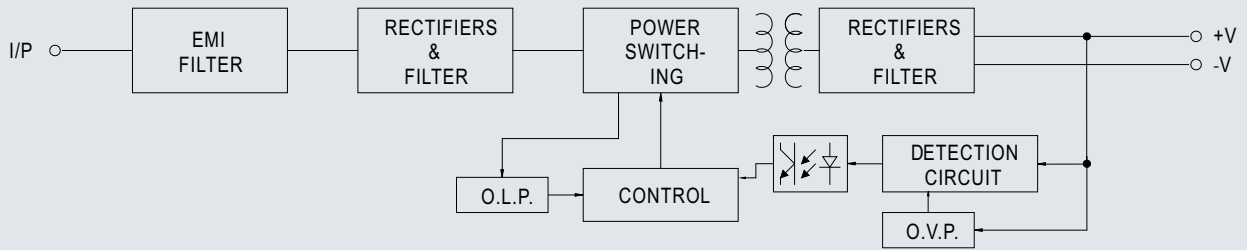
4 The power supply is considered a component of end-equipment. The end-equipment must be re-confirmed whether comply with EMC directives.

DR-30 Series

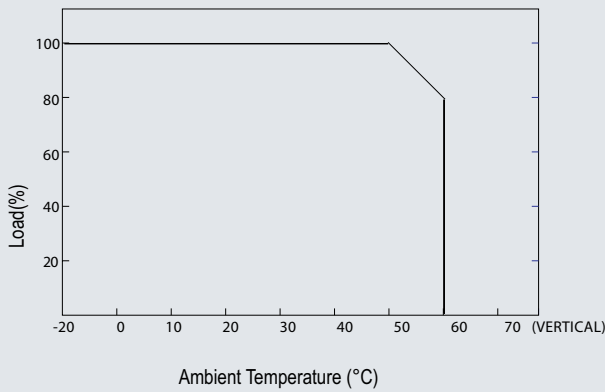
30W Single Output Industrial DIN Rail Power Supply



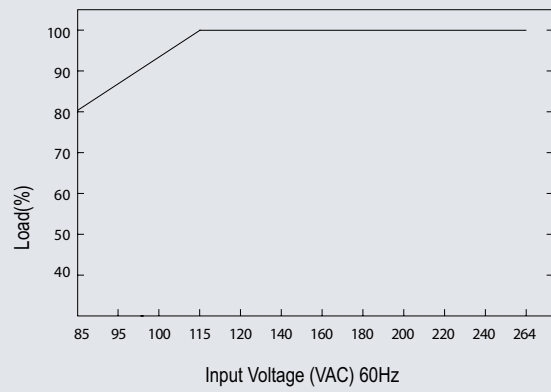
Block Diagram



De-Rating Curve




Output De-Rating Vs. Input Voltage



Dimensions

Terminal Pin. No Assignment:

Pin No.	Assignment
1	AC/N
2	AC/L
3,4	+V
5,6	-V
7	LED
8	+VADJ



Admissible Din-Rail: TS35/7.5 or TS35/15

