

DRH-120 Series

120W Single Output Industrial DIN Rail Power Supply



Case No: 8016GU
65.5 x 125.2 x 100 mm

Features

- Protections: Short Circuit/Overload/ Over Voltage/Over Temperature
- Cooling by free air convection
- Built in constant current limiting circuit
- Can be installed on DIN rail TS-35/7.5 or 15
- EN61000-6-2 (EN50082-2) industrial immunity level
- 100% full load burn-in test
- Fixed switching frequency at 70KHz



Specification

INPUT	Voltage	350V ~ 550VAC universal full range or 480V ~ 780VDC.	
	Frequency	47 ----- 63 Hz	
	Current	<0.65A@400VAC; 0.6A@500VAC input, full load	
	Inrush Current	Cold start at 50A	
	Leakage Current	3.5mA@530VAC	
OUTPUT	MODEL No.	DRH-120-24	DRH-120-48
	Voltage	24V	48V
	Min Load	0A	0A
	Max Load	5A	2.5A
	Output Tolerance	± 1%	± 1%
	Line Regulation	± 0.5%	± 0.5%
	Load Regulation	± 0.5%	± 0.5%
	Ripple Noise MAX.	80mV	80mV
	Efficiency (TYP.)	85%	86%
	Power	120W	120W
PROTECTION	Over Voltage	30~36V	59~66V
		Shutdown o/p voltage, re-power on to recover	
	Over Temperature	85°C ±5°C(TSW) detect on heatsink of power switch	
		Shut down o/p voltage, recovers automatically after temperature goes down	
ELEC. CHAR.	Over Load	105~160% rated output power; Constant current limiting, recovers automatically after fault condition is removed	
	Rise Time	<120mS@ 400~500VAC at full load	
	Hold up Time	>16mS@ 400VAC; 30mS@500VAC at full load	
	Setup Time	<1.7 Sec @ 400VAC; 1.0Sec @ 500VAC	
ENVIRONMENT	Temperature	Operating: -20 ~ +60°C ; Storage: -40~ +85°C	
	Humidity	Operating: 20% ~ 90% RH; Storage: 10% ~ 95% RH (non condensing)	
SAFETY	Withstand Voltage	I/P-O/P:3KVAC, I/P-FG:1.5KVAC, O/P-FG:0.5KVAC, 1minute	
	Isolation Resistance	I/P-O/P, I/P-FG, O/P-FG 100MΩ/500VDC	
	Safety Standard	UL60950-1; IEC60950-1 CB Approved by SIQ	
EMC	EMI	EN55022, EN55011, EN61204-3	
	EMS	EN61000-4-2,3,4,5,6,8,11; EN61000-6-2; EN61204-3 (EN50082-2)	
OTHERS	Cooling	Natural cooling	
	M.T.B.F.	178.7K hrs min. MIL-HDBK-217F (25°C)	
	Packing	0.75Kg; 20pcs/16Kg/1.29 CUFT	

1 All parameters not specially mentioned are measured at 230VAC input, rated load and 25°C of ambient temperature

2 Ripple & noise are measured at 20MHz of bandwidth by using a 12" twisted pair-wire terminates with a 0.1uf & 47uf parallel capacitor

3 Tolerance: Includes set up tolerance, line regulation and load regulation

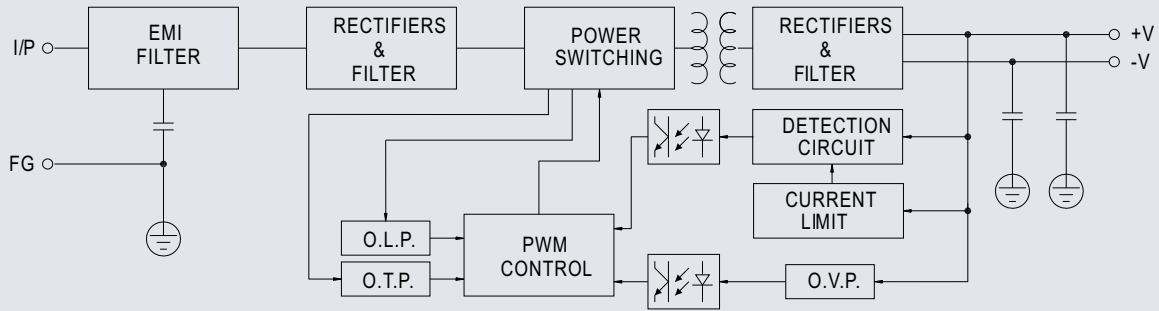
4 The power supply is considered a component of end-equipment. The end-equipment must be re-confirmed whether comply with EMC directives.

DRH-120 Series

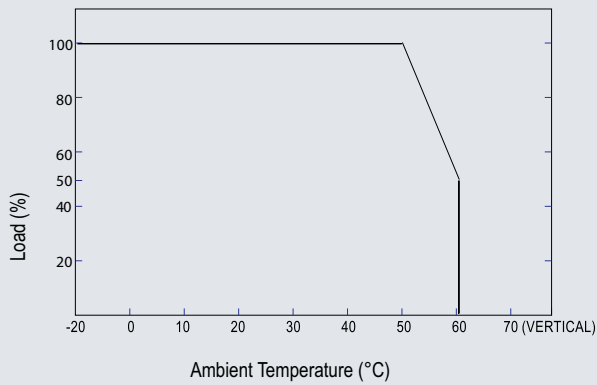
120W Single Output Industrial DIN Rail Power Supply



Block Diagram



De-Rating Curve




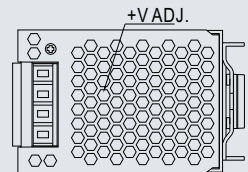

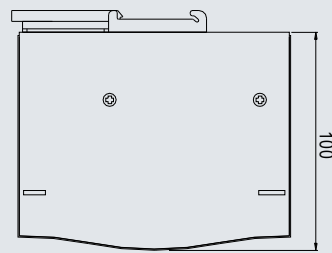
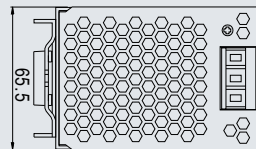
Dimensions

Terminal Pin. No Assignment:
(TB1)

Pin No.	Assignment
1	FG
2	AC/L2
3	AC/L1

Terminal Pin. No Assignment:
(TB2)

Pin No.	Assignment
1,2	DC OUTPUT +V
3,4	DC OUTPUT -V



Admissible Din-Rail: TS35/7.5 or TS35/15

