

■ Features :

- Universal AC input / Full range
- Low leakage current <0.5mA
- Protections: Short circuit/Over load /Over voltage/Over temperature
- Cooling by free air convection
- 100% full load burn-in test
- Fix switching frequency at 67KHz
- Low cost
- High reliability

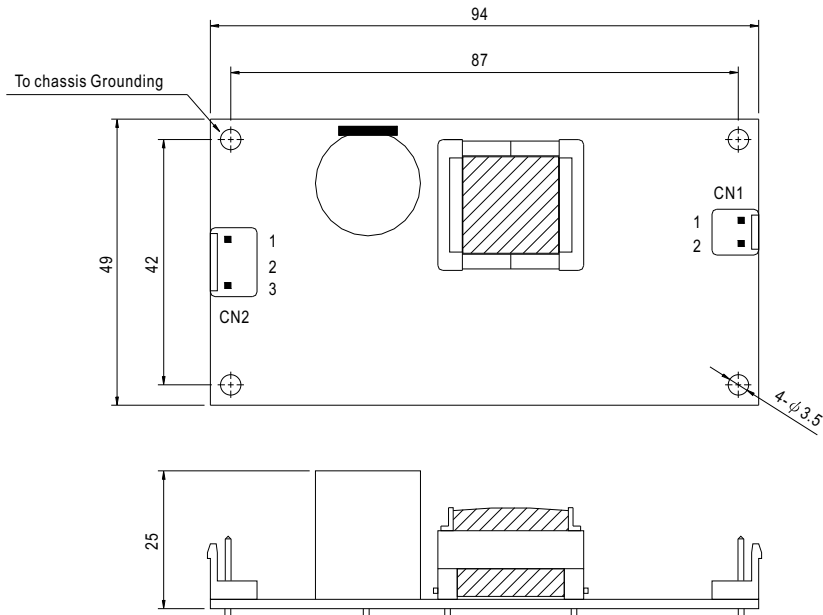
**CBC**

**SPECIFICATION**

MODEL	PS-15-5	PS-15-12	PS-15-15	PS-15-24	PS-15-48	
OUTPUT	DC VOLTAGE	5V	12V	15V	24V	48V
	RATED CURRENT	2.8A	1.25A	1A	0.625A	0.313A
	CURRENT RANGE	0 ~ 2.8A	0 ~ 1.25A	0 ~ 1A	0 ~ 0.625A	0 ~ 0.313A
	RATED POWER	14W	15W	15W	15W	15W
	RIPPLE & NOISE (max.) Note.2	100mVp-p	120mVp-p	120mVp-p	150mVp-p	200mVp-p
	VOLTAGE TOLERANCE Note.3	±2.0%	±2.0%	±2.0%	±2.0%	±2.0%
	LINE REGULATION	±1.0%	±1.0%	±1.0%	±0.5%	±0.5%
	LOAD REGULATION	±1.0%	±1.0%	±1.0%	±0.5%	±0.5%
	SETUP, RISE TIME	5 ~ 24V:1200ms, 30ms      48V:1200ms, 75ms at full load				
HOLD UP TIME(Typ.)	100ms at full load					
INPUT	VOLTAGE RANGE	85 ~ 264VAC      120 ~ 370VDC				
	FREQUENCY RANGE	47 ~ 63Hz				
	EFFICIENCY(Typ.)	74%	77%	78%	79%	77%
	AC CURRENT (Typ.)	0.4A/115VAC      0.2A/230VAC				
	INRUSH CURRENT (Typ.)	COLD START 40A/230VAC				
	LEAKAGE CURRENT	<0.5mA / 240VAC				
PROTECTION	OVER LOAD	Above 105% rated output power Protection type : Hiccup mode, recovers automatically after fault condition is removed				
	OVER VOLTAGE	5.75 ~ 6.75V	13.8 ~ 16.2V	17.25 ~ 20.25V	27.6 ~ 32.4V	55.2 ~ 64.8V
	OVER TEMPERATURE	Tj 140°C typically (U1) Detect on main control IC Protection type : Hiccup mode, recovers automatically after fault condition is removed				
ENVIRONMENT	WORKING TEMP.	-10 ~ +60°C (Refer to output load derating curve)				
	WORKING HUMIDITY	20 ~ 90% RH non-condensing				
	STORAGE TEMP., HUMIDITY	-20 ~ +85°C, 10 ~ 95% RH				
	TEMP. COEFFICIENT	±0.03%/°C (0 ~ 50°C)				
	VIBRATION	10 ~ 500Hz, 2G 10min./1cycle, Period for 60min.each along X, Y, Z axes				
SAFETY & EMC (Note 4)	SAFETY STANDARDS	EN60950-1 CB Approved by TUV				
	WITHSTAND VOLTAGE	I/P-O/P:3KVAC    I/P-FG:1.5KVAC    O/P-FG:0.5KVAC				
	ISOLATION RESISTANCE	I/P-O/P, I/P-FG, O/P-FG:100M Ohms/500VDC				
	EMI CONDUCTION & RADIATION	Compliance to EN55022 (CISPR22) Class B				
	HARMONIC CURRENT	Compliance to EN61000-3-2,-3				
OTHERS	DIMENSION	94*49*25mm (L*W*H)				
	PACKING	0.083Kg; 120pcs/10.96Kg				
NOTE	<p>1. All parameters NOT specially mentioned are measured at 230VAC input, rated load and 25°C of ambient temperature.</p> <p>2. Ripple &amp; noise are measured at 20MHz of bandwidth by using a 12" twisted pair-wire terminated with a 0.1uf &amp; 47uf parallel capacitor.</p> <p>3. Tolerance : includes set up tolerance, line regulation and load regulation.</p> <p>4. The power supply is considered a component which will be installed into a final equipment. The final equipment must be re-confirmed that it still meets EMC directives.</p>					

## Mechanical Specification

Unit:mm



AC Input Connector (CN2) : JST B3P-VH or equivalent

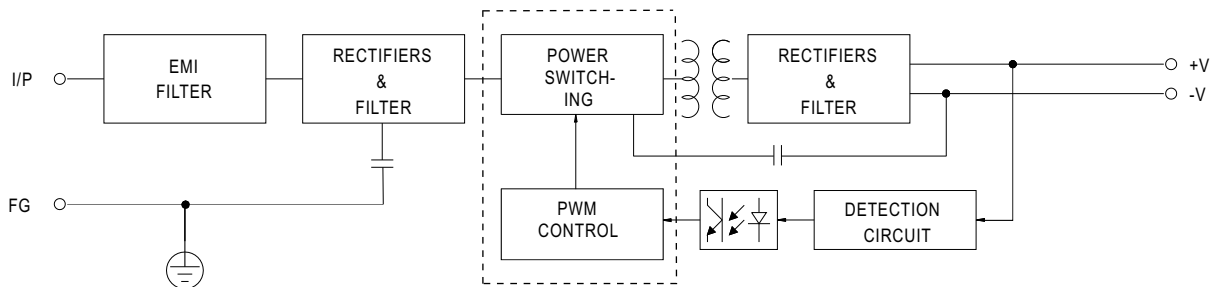
Pin No.	Assignment	Mating Housing	Terminal
1	AC/N	JST VHR or equivalent	JST SVH-21T-P1.1 or equivalent
2	No Pin		
3	AC/L		

DC Output Connector (CN1) : JST B2P-VH or equivalent

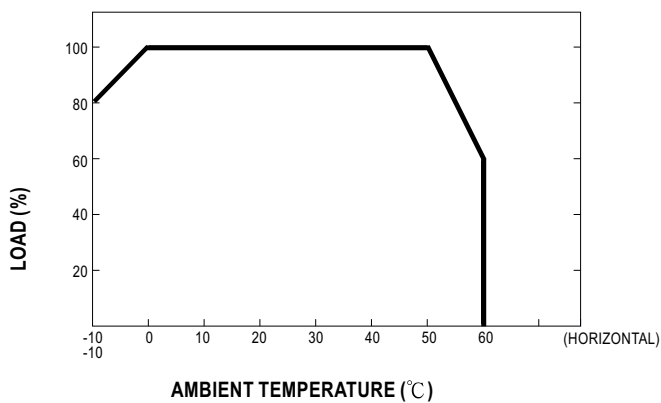
Pin No.	Assignment	Mating Housing	Terminal
1	+V	JST VHR or equivalent	JST SVH-21T-P1.1 or equivalent
2	-V		

## Block Diagram

fosc : 67KHz



## Output Derating



## Static Characteristics

