





# ITE & Medical Applications (Universal)

Rated 60W  
Peak 95W  
SNP-YL6 Series

## Output Specifications:

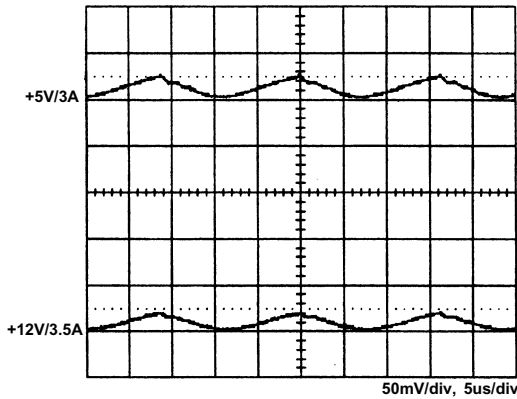
MODEL NO.	OUTPUT RAIL	LOAD				VOLTAGE ACCURACY	RIPPLE NOISE	LINE REG.	LOAD REG.	EFFICIENCY TYPICAL
		MIN.	RATED	MAX.	PEAK					
SNP-YL61	+5V	0A	3A		5A	+4.95V~+5.05V	1%	±1%	±3%	80%
	+12V	0A	3A		5A	+11.4V~+12.6V	1%	±1%	±3%	
	-12V	0A	0.3A		1A	-11.4V~-12.6V	1%	±1%	±5%	
SNP-YL63	+5V	0A	3A		5A	+4.95V~+5.05V	1%	±1%	±3%	80%
	+12V	0A	3.5A		5.5A	+11.4V~+12.6V	1%	±1%	±3%	
SNP-YL66	+5V	0A	10A		15A	+4.95V~+5.05V	1%	±1%	±1%	78%
SNP-YL67	+12V	0A	4.8A		7.5A	+11.88V~+12.12V	1%	±1%	±1%	81%
	+5V	0A	0.5A		1A	+4.75V~+5.25V	1%	±1%	±1%	
SNP-YL67-1	+12V	0A	5A		7.5A	+11.88V~+12.12V	1%	±1%	±1%	81%
SNP-YL68	+15V	0A	3.8A		6A	+14.85V~+15.15V	1%	±1%	±1%	82%
	+5V	0A	0.5A		1A	+4.75V~+5.25V	1%	±1%	±1%	
SNP-YL68-1	+15V	0A	4A		6A	+14.85V~+15.15V	1%	±1%	±1%	82%
SNP-YL69	+24V	0.1A	2.4A		3.8A	+23.75V~+24.24V	1%	±1%	±1%	83%
	+5V	0A	0.5A		1A	+4.75V~+5.25V	1%	±1%	±1%	
SNP-YL69-1	+24V	0.1A	2.7A		3.8A	+23.75V~+24.24V	1%	±1%	±1%	83%
SNP-YL6T	+48V	0A	1.25A		2A	+47.6V~+48.4V	1%	±1%	±1%	86%
SNP-YL6B	+3.3V	0A	10A		18A	+3.26V~+3.33V	50mV	±1%	±1%	75%
SNP-YL6E	+3.3V	0A	5A	6A	8A	+3.2V~+3.4V	50mV	±1%	±3%	77%
	+5V	0A	4A	5A	7A	+4.75V~+5.25V	1%	±1%	±3%	
	+12V	0A	1A		2A	+11.4V~+12.6V	1%	±1%	±5%	
	-12V	0A	0.6A		1A	-11.4V~-12.6V	1%	±1%	±5%	
SNP-YL60	+5V	0A	3A		5A	+4.5V~+5.5V	1%	±1%	±3%	80%
	+12V	0A	3A		5A	+11.4V~+12.6V	1%	±1%	±3%	
	-12V	0A	0.3A		1A	-11.4V~-12.6V	1%	±1%	±5%	
	-5V	0A	0.3A		1A	-4.9V~-5.5V	1%	±1%	±5V	

### Note:

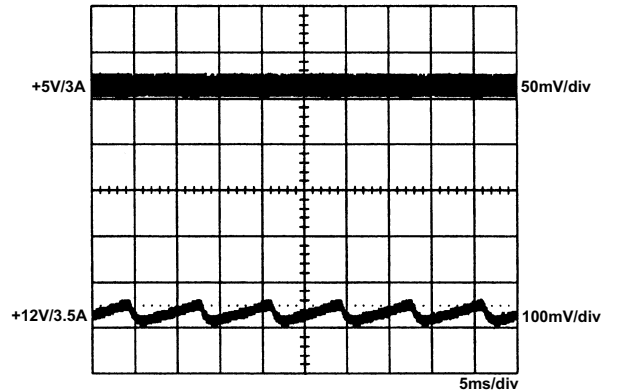
1. At peak load, the output can last for 8 seconds without shut down.
2. The maximum combinational load of SNP-Y06E for +3.3V & +5V is 35W.
3. At factory, all outputs in 60% rated load condition, each output is checked to be within the accuracy range while the main output is setting to within the specified accuracy range at rated load.
4. Line regulation is defined by changing ±10% of input voltage from nominal line at rated load.
5. Load regulation is defined by changing ±40% of measured output load from 60% rated load at another output set to 60% rated load.
6. Ripple & noise is measured by using 15MHz bandwidth limited oscilloscope and terminated each output with a 0.47uF capacitor at rated load and nominal line.
7. Hold up time is measured from the end of the last charging pulse to the time which the main output drop down to regulation limit at rated load and nominal line.

## Performance for SNP-YL63:

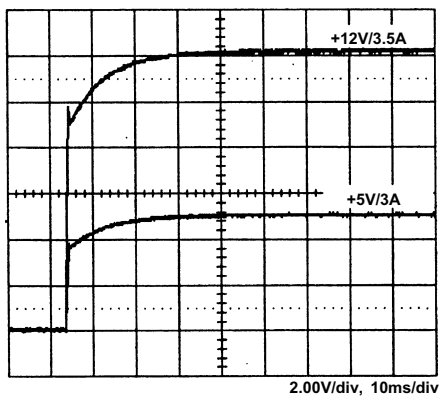
1. Switching frequency ripple



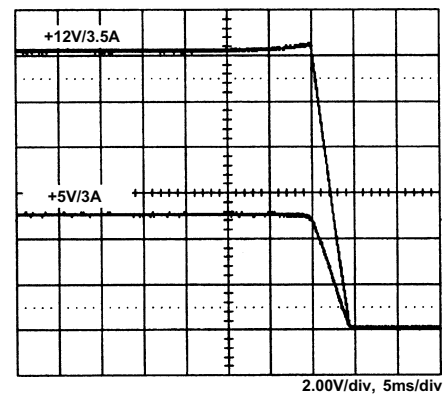
2. Line frequency ripple



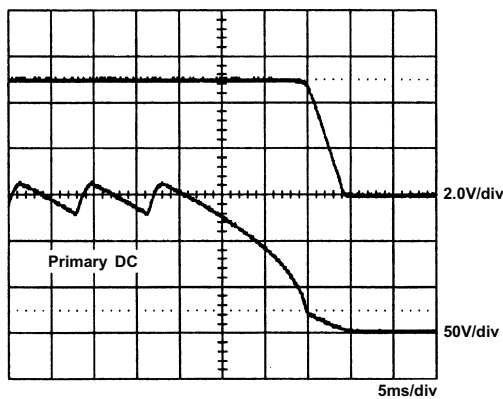
3. Output turn on wave form



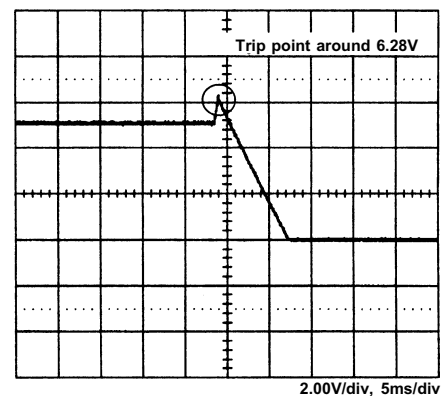
4. Output turn off wave form



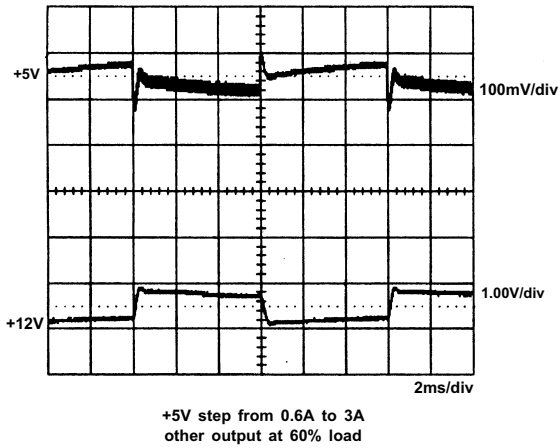
5. Hold-up time



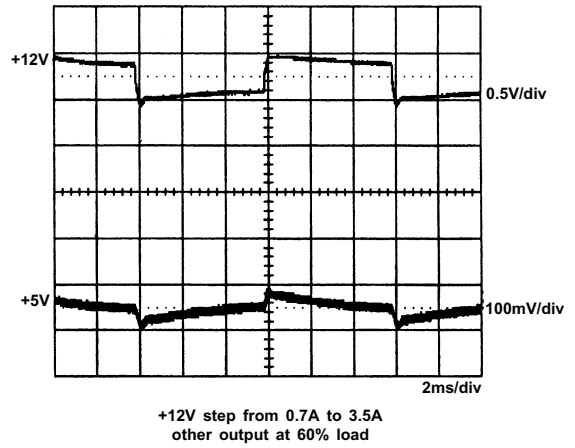
6. Over voltage protection



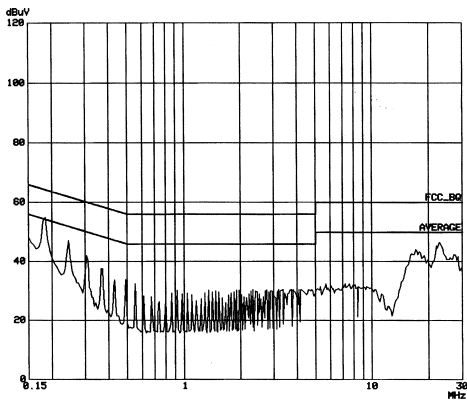
### 7. +5V step response



### 8. +12V step response



### 9. FCC B



### 10. EN 55022 B

