

SPP-AS Series

20W ~ 30W

Open Frame Power Supply



Mounting Hole: 90 x 40mm
Dimension: 100 x 50 x 28mm



Features:

- * Low ripple noise
- * Over voltage and short circuit protection and Auto-recovery start up
- * 100% 50°C burn-in test
- * UL, cUL approved, TUV standard

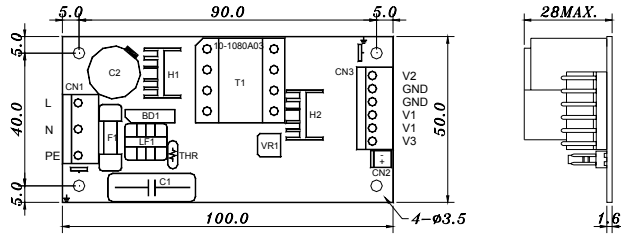
Specification:

INPUT	Voltage	Universal input 90 ~ 264 VAC.								
	Frequency	47 ----- 63 Hz or DC output								
	Current	<0.8A @ 100V AC input.								
	Inrush Current	<30A@115V / <45A@230V AC input.								
	Leakage Current	<1.5mA@264V AC input								
OUTPUT	MODEL	SPP-AS20			SPP-AS21		SPP-AS22	SPP-AS23	SPP-AS24	
	Voltage	V1 +5V	V2 +12V	V3 -12V	V1 +5V	V2 +12V	V1 12V	V1 15V	V1 24V	
	Min. Load	0.3A	0.1A	0A	0.3A	0.1A	0.1A	0.1A	0.1A	
	Max. Load	2A	1A	0.3A	2.5A	1.2A	2.2A	2.0A	1.3A	
	Regulation	±5%			±10%		±5%	±3%	±3%	±2%
	Ripple & Noise (MAX.)	70mV	150mV	120mV	120mV	150mV	120mV	150mV	200mV	
	Efficiency (TYP.)	68%			71%		71%	73%	75%	
	Max Power	25.6W			26.9W		26.4W	30W	31.2W	
PROTECTION	Over Voltage	+5V: +6.2V ~ 7.2V					13.8~17.5V	17.3~21V	27.6~33.6V	
	Short Circuit Protection	Go into "Hiccup Mode" against short circuit or overload conditions, and auto recovery while fault conditions are removed.								
OTHERS	Rise time	<20mS								
	Hold up time	>20mS@230V								
	Setup time (TYP.)	800mS@115V; 300mS@230V								
	Cooling	Natural Cooling								
ENVIRONMENT	Temperature	Operating: -10~70°C; De-rating: 45°C ~70°C : 3%/°C. Storage: -10~+75°C								
	Humidity	Operating: 20% ~ 85%; Storage: 10% ~ 95% (non condensing)								
M.T.B.F.	449K hours									
SAFETY	UL 60950 3 rd , CSA C22.2 No.60950 3 rd approved.									
	TUV EN 60950, IEC 60950, EMKO-TSE (74-SEC)207/94 standard.									
EMC	EMI Standards	EN 55022 CLASS B · FCC CFR 47 PART 15 CLASS B · CNS 13438 CLASS B.								
	EMS Standards	EN 55024 : EN 61000-4-2,3,4,5,6,8,11.								

Specifications subject to change without notice.

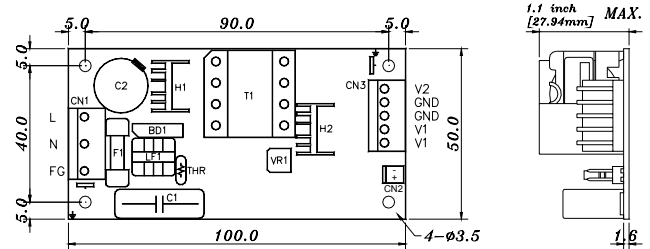
Dimension:

SPP-AS20



CONNECTORS:
 AC INPUT :
 CN1,MOLEX 5277-05 OR EQUIVALENT.
 DC OUTPUT :
 CN3,MOLEX 5273-06 OR EQUIVALENT.
 FAN :
 CN2,MOLEX 5045-02A OR EQUIVALENT.

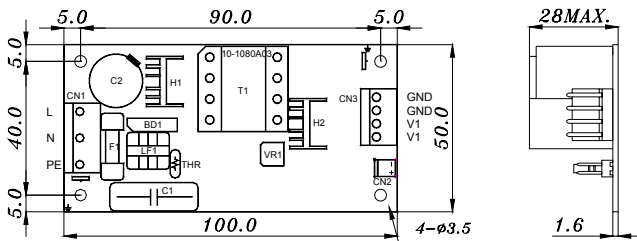
SPP-AS21



CONNECTORS:
 AC INPUT :
 CN1,MOLEX 5277-05 OR EQUIVALENT.
 DC OUTPUT :
 CN3,MOLEX 5273-05 OR EQUIVALENT.
 FAN :
 CN2,MOLEX 5045-02A OR EQUIVALENT.

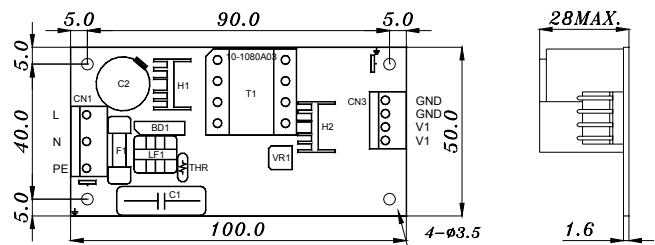
NOTE :
 1. PCB NO. : 10-1080A03.
 2. PCB SIZE : 100mm x 50mm.
 3. PCB THICKNESS : 1.6mm.
 4. O/P CONNECTOR : 5P. PITCH 3.96mm.

SPP-AS22



CONNECTORS:
 AC INPUT :
 CN1,MOLEX 5277-05 OR EQUIVALENT.
 DC OUTPUT :
 CN3,MOLEX 5273-04 OR EQUIVALENT.
 FAN :
 CN2,MOLEX 5045-02A OR EQUIVALENT.

SPP-AS23/ SPP-AS24



CONNECTORS:
 AC INPUT :
 CN1,MOLEX 5277-05 OR EQUIVALENT.
 DC OUTPUT :
 CN3,MOLEX 5273-04 OR EQUIVALENT.